
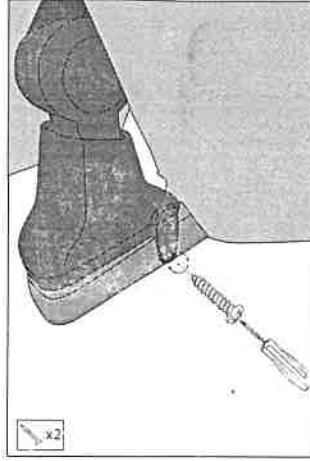
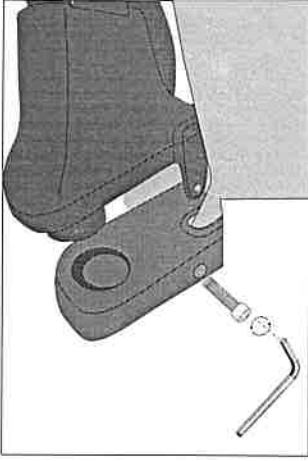


ARMTEC

RENAULT CLIO IV

TR	Montaj Talimatı :	KOL DAYAMA
GB	Fitting Instructions :	ARMREST
D	Montageanleitung :	ARMLEHNEN



1) Orta konsoldaki sağ ve sol mevcut civatalar 4 mm alyan anahtar ile sökülerek, kol dayama, orta konsola (bardaklık yuvasına) yerleştirilir.

1) Please untighten the bolts of cup holder by number 4 mm allen key then place the armrest into the center stack (cup holder).

2) Sökülen civatalar yerine paket içerisinden çıkan vidalar yıldız tornavida ile yerine takılıp sıkılır.

2) Please remove the original bolts from cup holder and mount the existing bolts in the fitting kit through a cross point screwdriver.

NOT= Yıldız tornavida ve 4 mm alyan anahtar paket içeriğinde bulunmamaktadır.
P.S there are no cross point screwdriver and 4 mm allen key in the package.



NO DRILLING
DELME İŞLEMİ GEREKTİRMEZ



EASY INSTALLATION
KOLAY MONTE EDİLİR



PERFECT FITTING
ARACINIZA UYUMLUDUR



REV01