





MOUNTING INSTRUCTION

MERCEDES X-CLASS 2017- CENTRAL TRUNK DOOR LOCK SYSTEM 4740BMK001



1
OPEN UPPER CAPS OF TRUNK



2
OPEN CLIPS




3
REMOVE THIS METAL PART
AND CANCEL IT 




4
REMOVE SHEAR BOLTS
WITH SOCKET WRENCH




5
REMOVE SHEAR BOLTS
WITH SOCKET WRENCH




6
SET THE MECHANISM LIKE IN THE
PICTURE



7
SET THE MECHANISM LIKE IN
THE PICTURE AND CLOSE THE CLIPS



8/1 **8/2**
YOU CAN CUT OF THE POWER BY REMOVING
LEFT-REAR MUD GUARDS



9
CLOSE THE TRUNK LOCK UPPER CAP AFTER
CONTROLLING THE CAP LOCK BY YOUR
REMOTE CONTROL